


Welcome to the 3rd Michigan Volunteer Infantry Co. D



**1st. Division 3rd Corps
Army of the Potomac**

WASHINGTON CIVIL WAR ASSOCIATION

THIRD MICHIGAN VOLUNTEER INFANTRY REGIMENT

Company D



October 2011

Welcome to Company D of the 3rd Michigan!

The 3rd is a group of people from throughout eastern Washington with one thing in common. We are all passionate about history, particularly the period of the American Civil War, 1861-1865.

We strive to honor our ancestors by portraying soldiers and civilians who lived during the War Between the States. These portrayals take place at living history encampments, battle re-enactments, recruiting drives and school events throughout Washington State.

Whether you want to portray a military persona or a civilian attached to the military we have a place for you.

One thing that makes the 3rd unique is how much we want to include our civilian members. We have found that if for example Dad re-enacts in military camp yet the rest of the family is relegated to camping in the civilian area...well, being separated just doesn't work so well for many families and since re-enacting is above all else a family event we have decided to model our unit so that we have not only a military camp but we have a civilian contingent right there with us. The family that plays together stays together.

As a new re-enactor you will be assigned a mentor to help you on and off the battlefield. Re-enacting is a fun hobby that you can take just about anywhere your interest lies. Don't be afraid to ask questions, soon we will be learning from you.

Yours in Re-enacting,

Merritt Elmore, Second Lieutenant
Commanding, Co. D, 3 MVI



**3rd Michigan Volunteer Infantry
Company D
OPERATING MANUAL**



History of the 3rd Michigan

Thursday, June 13, 1861, ten companies of the Third Michigan infantry, led by its regimental band and the field and staff officers, left Grand Rapids, Michigan to begin a 3 year journey as they served in the Union Army of the Potomac

The regiment's baptism into war came in the action at Blackburn's Ford on July 18, 1861, a prelude to the first battle of Bull Run on July 21.

The Third Michigan infantry covered the retreat of the federal troops from Bull Run on July 21, and subsequently went into a succession of camps around Washington throughout the fall and winter of 1861-62. The regiment participated in McClellan's Peninsular campaign of 1862 and suffered its worst casualties to date at Fair Oaks, Virginia on May 31, 1862 and at Groveton (or Second Bull Run) on August 29, 1862.

The Third Michigan infantry played a peripheral part in the battle of Fredericksburg on December 13, 1862. The next major action for the regiment was at Chancellorsville, Virginia, on May 3, 1863, followed by Gettysburg where the Third found itself exposed in the Peach Orchard on July 2, 1863.

Near the end of the summer of 1863 the Third Michigan was detached to the Department of the East under General Dix and sent northward to New York City in late August to serve as a deterrent to the expected rioting in the upcoming draft in that state. The Regiment spent several days in New York City, the draft went off without event and the Third Michigan was sent up the Hudson River to Troy to oversee the draft in that city, where it remained for two weeks before it returned south to rejoin the Army of the Potomac.

By early May of 1864, the Army of the Potomac was again on the move in Virginia and the Third Michigan was hotly engaged on May 5-6 at the Wilderness and on May 11-12 at Spotsylvania Court House. The Regiment participated in Grant's sidestepping moves around Lee's right flank across the North Anna river and ended its military service in the trenches in front of Petersburg, Virginia, on June 10, 1864, and was formally mustered out that same day.

Those men who had enlisted in June of 1861 but who had not reenlisted were sent home to be mustered out in Detroit on June 20, 1864, while the remainder of the regiment, reenlisted veterans and recent enlistees, were incorporated into four companies (A, E, F, and I) and then consolidated into the Fifth Michigan infantry.

During its service the 3rd Michigan Infantry fought in 24 major engagements and suffered a 47% casualty rate.

You will see different bits of cloth in different colors on some soldiers uniforms at re-enactments. These are "corps badges". The word "Corps" was derived from the French term *corps d'armee*. Union general George B. McClellan first created Union corps in March 1862—there would be forty-three altogether, each designated by a

number. In 1863, Union general Joseph Hooker, in a literal attempt to increase the Army of the Potomac's *esprit de corps*, gave each Union corps its own special badge insignia. In addition to bolstering pride in one's unit, Corps badges helped identify units on the battlefield. By the color and shape a commander could more easily identify and locate units.

The 3rd Michigan served in the 1st Corps which is denoted by the red colour of our badge. We were also in the 3rd division which is denoted by the diamond shape of our badge.

Overview

During the American Civil War, Union and Confederate armies employed similar systems of organization and rank.

Organization

- Company – one hundred men, commanded by a Captain
- Regiment – ten companies, commanded by a Colonel
- Brigade – four to six regiments, commanded by a Colonel or Brigadier General
- Division – three to four brigades, commanded by a Brigadier General or Major General
- Corps – several Divisions, commanded by a Major General (Union) or Lt General (Confederate)
- Army – several Corps, commanded by a Major general or Lieutenant General
- Department – the bureaucratic overseer of armies in the field; Union Departments were often, but not always, named for rivers, Confederate Departments for states or regions.


Rank

The 19th Century military was led by a two tier rank structure based upon commissioned and non-commissioned ranks.

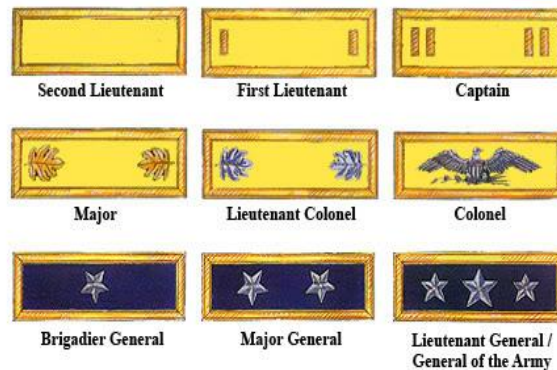
Officer rank was based upon a commission received by a duly appointed authority (State or Federal Government) and normally could only be removed by the action of a Courts Martial. Officers were responsible for leading units of all sizes and were considered an elite class of society. For Union officers, the symbol of rank was worn on the shoulder boards of their uniforms.

Non-commissioned (NCO) ranks consisted of Corporals and Sergeants. NCO's were appointed by their officers and responsible for training those in their care and ensuring the orders of their officers were carried out as directed.

Non-Commissioned Officer Chevrons



Commissioned Officer Shoulder Boards



In a global context, the period of the Civil War was also known as the Victorian Era. A person's position in society was at times much more important than their actual contributions. Social class required a certain standard of behaviour which dictated how individuals of different classes interacted. As with civilian society, there was very much a class system in the military and Officers, Non-commissioned Officers and enlisted (Privates) men did not fraternize at all. During our re-enactments, this is best illustrated in the organization of military encampments, where there is a very clear separation between where officers, NCOs and enlisted conducted their daily responsibilities outside of the battlefield. Please understand this is a portrayal of how people interacted during the Victorian Era and not a defamation of any of our members. This type of interaction only takes place during times when we are performing for the public.



**3rd Michigan Volunteer Infantry
Company D
OPERATING MANUAL**



Unit Composition

As re-enactors we will rarely have the opportunity to match the actual numbers of the units which fought in the war. With this in mind, Company D's structure is based upon our manpower constraints while adhering as closely as possible to actual unit composition.

<u>Position</u>	<u>Number Authorized</u>	<u>Rank</u>
Commander	1	Captain (can be a Lt if new to command)
Platoon Leader <i>(Second Officer)</i>	1 for every 40 soldiers <i>(Threshold is min 40 unit mbrs)</i>	Second Lieutenant
Senior NCO	1	First Sergeant
Platoon Sergeant <i>(Second Sergeant)</i>	1 for every 40 soldiers <i>(Threshold is min 40 unit mbrs)</i>	Sergeant
Squad Leader	1 for every 8 soldiers <i>(Threshold is min 8 unit mbrs)</i>	Corporal
Ordinance	1 <i>(need determined by Commander)</i>	Ordinance Sergeant
Quartermaster	1	Quartermaster Sergeant
Soldier/Rifleman	100	Private (no insignia)

Company D is also authorized auxiliaries which consist of civilian family members who assist with support functions such as mess, and other in garrison duties as required.

In addition to our operational structure, Company D as part of the Washington Civil War Association maintains a support staff responsible for administrative oversight and direction of our club. All staff members are elected on an annual basis, with elections conducted after the last event of the season, but no later than the end of the calendar year. The support staff functions as an executive committee authorized to make support decisions on behalf of the club. Our support staff consist of the following;

- Unit Commander
- Unit First Sergeant
- Finance & Administration (S1) - Unit Civilian or Military Member
- Civilian Coordinator (S2) - Unit Civilian or Military Member
- Operations/Training (S3) - Unit Ordinance Sergeant
- Supply/Logistics (S4) - Unit Civilian or Military Member

Appendix A

Support Staff Functions & Responsibilities

Company Commander	<ul style="list-style-type: none">- Position held by Company Commander- Provides focus & direction for support staff- Holds Company vote at WCWA board meetings- Authorized to temporarily remove & appoint staff members until new elections can be held- Manage the unit's recruitment program- Votes only in case of tie
First Sergeant	<ul style="list-style-type: none">- Position held by First Sergeant- Coordinates unit participation in events- Assume Commander's responsibilities when absent
Club Secretary (S1)	<ul style="list-style-type: none">- Position held by any elected member of unit- Primary custodian for all unit funds- Provides a financial report for each staff meeting or when directed by the Commander- Process/maintain copy of membership applications- Maintains a current roster (with relevant contact information) on all military & civilian members of Company D and provides a copy for each staff meeting or when directed by the Commander- Voting staff member
Civilian Coordinator (S2)	<ul style="list-style-type: none">- Position held by any elected member of unit- Coordinates all civilian activities within unit- Is the alternate custodian for unit funds- Voting staff member
Ordinance Sergeant (S3)	<ul style="list-style-type: none">- Position held by Ordinance Sergeant- With First Sergeant approval develop;<ul style="list-style-type: none">> Recruit/basic training program> Refresher/annual training program> Firearms proficiency/maintenance program- Voting staff member
Quartermaster (S4)	<ul style="list-style-type: none">- Position held by any elected member of unit <i>(if military member, will hold rank of QMSgt)</i>- Maintains a current inventory for all equipment & supplies owned by the company- Manages issue and turn-in of all company equipment & supplies- Provides an inventory report to the Commander at each event or when directed by the Commander- Provides an annual "needs" request list to the support staff at the end of each season, but no later than the unit Christmas gathering- Voting staff member

Appendix B

Command Staff Functions & Responsibilities

<p>Company Commander</p> <p>Eligibility:</p> <ul style="list-style-type: none">- Minimum of 21 years of age- Minimum of 4 years experience (with at least 2 in leadership)- Proficient in all aspects of command & maneuver- Demonstrated relevant command presence <p>Equipment Required:</p> <ul style="list-style-type: none">- Officer's rank insignia- Officer's sword & sidearm- Officer's uniform & accouterments	<p>Responsible for determining direction and well-being of company in general.</p> <p>Manages/delegates all aspects of public relations/recruiting</p> <p>Directs/delegates camp layout at events</p> <p>Represents company in all Battalion matters at and away from WCWA events.</p> <p>Responsible for all battle planning at events in conjunction with Battalion directives.</p> <p>Handles all disciplinary matters within company as needed.</p> <p>Commands and directs all aspects of field manoeuvres and battles at re-enactments.</p> <p>Authorized to relieve or appoint company officers & NCOs as necessary until new elections can be held.</p>
<p>Platoon Leader (Second Officer)</p> <p>Eligibility:</p> <ul style="list-style-type: none">- Minimum of 21 years of age- Minimum of 3 years experience (with at least 1 as a NCO)- Proficient in all aspects of command & maneuver- Demonstrated relevant command presence- Able to assume duties of Company Commander when absent <p>Equipment Required:</p> <ul style="list-style-type: none">- Officer's rank insignia- Officer's sword & sidearm- Officer's uniform & accouterments	<p>Will hold the rank of 2nd Lieutenant (if the senior Lieutenant in the company, will be promoted to 1st Lieutenant)</p> <p>If the Company 1st Lieutenant, will assume full authority of company upon absence of Commanding Officer.</p> <p>Primary responsibility will be to command assigned platoon under the direction of the Company Commander</p>

<p>First Sergeant</p> <p>Eligibility:</p> <ul style="list-style-type: none"> - Minimum of 21 years of age - Minimum of 1 year experience as an NCO - Extremely competent in all aspects of command & maneuver - Demonstrated relevant command presence - Able to assume duties of Company Commander when absent (and no Platoon leader assigned to the company) <p>Equipment Required:</p> <ul style="list-style-type: none"> - Basic Uniform (Private) - 1st Sgt rank insignia - NCO sword & sidearm - NCO Sash 	<ol style="list-style-type: none"> 1. The senior NCO in camp and the highest field grade NCO within the company. All camp activities will be directed and implemented by the 1st Sergeant. These duties include but are not limited to: <ol style="list-style-type: none"> a. Completion of morning reports. b. Posting orders of the day. c. Assigning and instructing color details. d. Handling all safety and provost concerns within the company. e. Supervise all in camp “defarbng” and persona. f. Assign and prepare all guard mount duties. g. Oversee all camp activities and preparations, i.e. wood, water, KP, mess, tents, fire pits, etc. 2. Will oversee and direct all company drill and will direct company at Battalion Drill. 3. The 1st Sergeant reports directly to the Commanding Officer or appointed officer as directed and will assist as needed. 4. Will command as directed during battle re-enactments on the field. 5. Will oversee all company members Safety Tests and regulations. Upon completion they will be submitted to the S1 Staff Member 6. Will serve as a liaison between officers and visitors in camp i.e. Battalion, other company officers, etc.
--	---

<p>Second Sergeant</p> <p>Eligibility:</p> <ul style="list-style-type: none"> - Minimum of 1 year experience - Competent in basic aspects of command & maneuver - Competent in advanced drill - Demonstrated potential relevant command presence <p>Equipment Required:</p> <ul style="list-style-type: none"> - Basic Uniform (Private) - Sergeant rank insignia <p>Optional</p> <ul style="list-style-type: none"> - NCO sword - Sidearm (rifle will be used on battlefield) - NCO Sash 	<ol style="list-style-type: none"> 1. Responsible for monitoring and direction of all corporals and their squads in relation to directives from officers and the 1st Sergeant. 2. Sergeants report directly to the 1st Sergeant and act as an adjutant under their direction. 3. As directed by higher authority, will conduct all relevant training and instruction for members and new recruits. The Sergeant is the senior NCO in camp when the 1st Sergeant is not present and will assume those duties as needed.
---	--

<p>Corporal</p> <p>Eligibility:</p> <ul style="list-style-type: none"> - Minimum of 1 year experience - Competent in basic aspects of command, maneuver & drill - Demonstrated potential relevant command presence <p>Equipment Required:</p> <ul style="list-style-type: none"> - Basic Uniform (Private) - Corporal rank insignia 	<ol style="list-style-type: none"> 1. A corporal will be assigned to and in charge of a squad of privates. This will include; at the direction of a Senior NCO or officer; all in camp activities, assisting in field manoeuvres, directing and delegating assigned tasks and relaying all information both during and away from WCWA events. Corporals often serve as file closers in marching order and call cadence when directed. 2. A corporal answers directly to their assigned Sergeant (if no Sergeants are assigned then the Corporal will report to the 1st Sergeant and assist as needed)
---	---

<p>Ordinance Sergeant</p> <p>Eligibility:</p> <ul style="list-style-type: none"> - Minimum of 1 year experience - Comprehensive knowledge related to firearms use and maintenance - Competent in basic instruction skills - Competent in basic aspects of command, maneuver & drill <p>Equipment Required:</p> <ul style="list-style-type: none"> - Basic Uniform (Private) - Ordinance Sergeant rank insignia <p>Optional</p> <ul style="list-style-type: none"> - NCO sword - Sidearm (rifle will be used on battlefield) - NCO Sash 	<p>The Ordinance Sergeant is an administrative position in camp and considered a senior NCO. The Ordinance Sergeant is not a command position and only assumes battlefield leadership role when no Corporal or higher rank is available.</p> <ol style="list-style-type: none"> 1. Responsible for allocation and distribution of company powder and caps. This includes round preparation. 2. Responsible for maintenance & cleaning, company firearms 3. Will perform all arms inspections and safety checks at morning formations as directed by the 1st Sergeant. 4. Maintain and provide accurate records of company ammunition and cap expenditures to the Quartermaster Sergeant after each event. 5. Ordinance Sergeant is authorized to direct corporals as needed, to assign squads, to assist in round rolling and firearm cleaning as determined by the Ordinance Sergeant and /or 1st Sergeant
--	--

<p>Quartermaster Sergeant</p> <p>Eligibility:</p> <ul style="list-style-type: none"> - Minimum of 1 year experience - Competent in maintenance and inventory of unit supplies - Competent in basic instruction skills - Competent in basic aspects of command, maneuver & drill <p>Equipment Required:</p> <ul style="list-style-type: none"> - Basic Uniform - Quartermaster Sergeant rank insignia <p>Optional</p> <ul style="list-style-type: none"> - NCO sword - Sidearm (rifle only on battlefield) - NCO Sash 	<p>A Quartermaster Sergeant is an administrative position within camp and is considered a Senior NCO. The Quartermaster Sergeant should be well versed in period uniform policies, specifically with the standards of the 3rd Michigan. Uniform should identify and reflect this as an example to all. The Quartermaster Sergeant is not a command position and only assumes battlefield leadership role when the Ordinance Sergeant and no Corporal or higher rank is available.</p> <ol style="list-style-type: none"> 1. Responsible for the storage & maintenance of all equipment and supplies assigned to the company. (Transportation is the responsibility of the individual the supplies are issued to). 2. Assist and instruct company members in proper attire and persona. 3. Maintain a current inventory for all equipment and supplies owned by the company 4. Manage issue and turn-in of all company equipment and supplies 5. Provide an inventory report to the Commander and 1st Sgt at each event
--	--

<p>Private</p> <p>Eligibility:</p> <ul style="list-style-type: none"> - Minimum of 12 years old (to be on field without rifle) - Minimum of 14 years old (to be on field as rifleman) - Able and willing to respect the opinion of other members - Willingness to learn and have fun <p>Equipment Required:</p> <ul style="list-style-type: none"> - Enlisted Blue Sack Coat - Enlisted Blue Trousers - Blue Kepi Hat - Suspenders - Leather Belt & Brass US Buckle - Cartridge & Cap Case - Haversack - Canteen - Footwear - Rifle & Bayonet 	<p>This is the most important position in the unit. Without the Private, there would be no soldiers to lead or provide supplies for. It is as a Private where you learn the basics of being a competent soldier and really illustrate to the public what it meant to be a part of the American Civil War.</p>
--	---

Appendix C

Re-enacting Tips and Advice

Equipment – What to buy and in what order

As a new member you will be assigned a mentor who can help guide you as you accumulate your equipment. Take advantage of the advice of those who have been there before, it will save you money. Talk with your mentor before you spend a nickel. We can direct you to suttlers (period merchants) that offer both quality and value...some even offer package deals for new re-enactors. What follows is our unit's recommendation as to what you should buy and in order of priority.

Canteen-This should be your first purchase. Get a stainless steel canteen, there is no outward difference and you won't have to hassle with rust.

Cap-start with either a kepi or a bummer, if you are not sure on size err on the side of too big, they are wool and will shrink

Sack coat & pants- the standard uniform of the soldier

Leather gear –belt, cartridge box, cap pouch,

Haversack-these were used in place of a backpack by most soldiers.

Bayonet and scabbard

Rifle – we prefer that you get an 1861 Springfield as that is what the 3rd Michigan carried but if you get a great deal on an Enfield take advantage of it.

Great Coat – you won't need it often but when you do you will really appreciate it. They also double as a good 3AM bathrobe.

Tent – A single person or even a couple can get along just fine in an A tent, a family may be happier in a wall tent. Make sure you spend the extra for sod cloths and the door on both ends.

Brogans- (the combat shoe of the era) check on the return policy as you may have to adjust sizes with insoles/heavy socks. Also a no tread rubber sole will help you keep from slipping on dry grass.

Re-enactor tips/tricks

Wear heavy duty padded socks or get good insoles, your feet will thank you 10 times over.

Re-sew all your buttons on with heavy thread or even dental floss and back them with a second button on the inside.

No tread soles on the bottom of your Brogans will help with traction especially in dry grass

Ear protection-store ear plugs in an empty cap tin...if you don't have one everyone else is buried in them.

When a member is talking about a historical point and it may be something different than what you know of the event, unless it is grossly in error let the other member tell the story. They may have read a different book than you and their book may actually be more correct. Bottom line is we don't want to get into a debate in front of the public over a point from a war that took place 150 years ago.

Don't be afraid to re-enact as a Confederate for an event, you will get a new respect for the other side.

Protocol

If you wish to speak with the Captain or Lieutenant. you must stop at the edge of their designated area (usually the edge of the fly), salute, and when the salute is returned, request permission to enter the officers area. As a general rule if you need to get something out of the company desk or the officers area and there is no officer present the fly area is okay for members to access. Tents unless otherwise stated by the owner are considered private areas.

If an officer or NCO in the 3rd for whatever reason yells, screams or hollers at you for a transgression, or perceived transgression please remember it is all in character and you should not take any of it personally. If anyone has an issue that they need to talk to you about it will be done in private.

When we are assembled in formation please remember no talking in the ranks. We are a military unit.

If a member of another unit tells you to do something that you do not think is correct or they attempt to discipline you immediately refer that person to your NCO or Officer in Charge. As a member of the 3rd you never get disciplined (for real) by someone from another unit regardless of their rank.

Appendix D

**3rd Michigan Volunteer Infantry
Company D
RE-ENACTOR RESOURCES**



Appendix E

Company Equipment/Supply Policies

The primary purpose of loaner equipment is to provide a temporary means of fully participating in events, while a Company member collects/purchases the equipment they need. Loaner equipment is divided into three specific categories, Firearms, Ammunition & Uniform and consist of the following;

Firearms: \$25.00 per event, regardless if only one item or all are used

- Rifle/Musket
- 1 Bayonet with Scabbard

Ammunition: \$25.00 per event

- 1 lb of gunpowder (includes use of loading flask)
- 100 paper tubes (to make cartridges)
- 1 container of percussion caps (100ct)

Uniform: \$25.00 per event, regardless if only one item or all are used

- 1 Shirt
- 1 Union Enlisted Sack Coat
- 1 pair Union Light Blue Trousers
- 1 Union Blue Kepi or Bummer Hat
- 1 Leather Belt with U.S. Brass Belt Buckle
- 1 Leather Cartridge Box
- 1 Leather Cap box
- 1 Tarred Haversack
- 1 Canteen with strap

In addition to the \$25.00 loaner fee, a \$100.00 deposit will be required as well. This deposit fee will be returned to the member immediately following the return and inspection of the loaned items. These fees are not a way for the Company to raise funds, but to ensure we have loaner equipment in good working order available for other people interested in joining our family as well as assist current members as they collect/purchase their own equipment.

Loaner equipment will only be available for the first two seasons of a member's enlistment with the 3rd Michigan. From experience this is an ample amount of time to purchase the needed equipment without causing any undue financial difficulties for new members.

For a member's first event, only the firearms loaner fee is required (uniform and ammunition fee is waived, though the deposit is still required).

Appendix F

**3rd Michigan Volunteer Infantry
Company D
MEMBERSHIP ROSTER**

